

Quest Set: Rise of the Zombie Wizard

Notes for Zargon (game master):

This quest set is intended for moderately seasoned heroes who have completed about 6 quests each. The first two quests are mainly ambiance development for the final showdown. If you are willing to read through the extensive rules for the final quest, you will find the concluding battle very satisfying. (If your heroes survive.)

The first quest, "A New Threat," is quick and a bit dull but is worth the time for the rising action of the plot. The heroes get a sense of their new enemy and meet and team up with goblins warring against the undead.

The second quest, "An Unlikely Ally," is a relatively more exciting rescue mission to free the evil wizard, Sardoz, who will accompany the heroes on the final quest. This quest is slightly more challenging and has a twist of adding a new objective during the quest when Sardoz claims he needs his father's books. Plus, his heritage revisits quest 7 from the original game system.

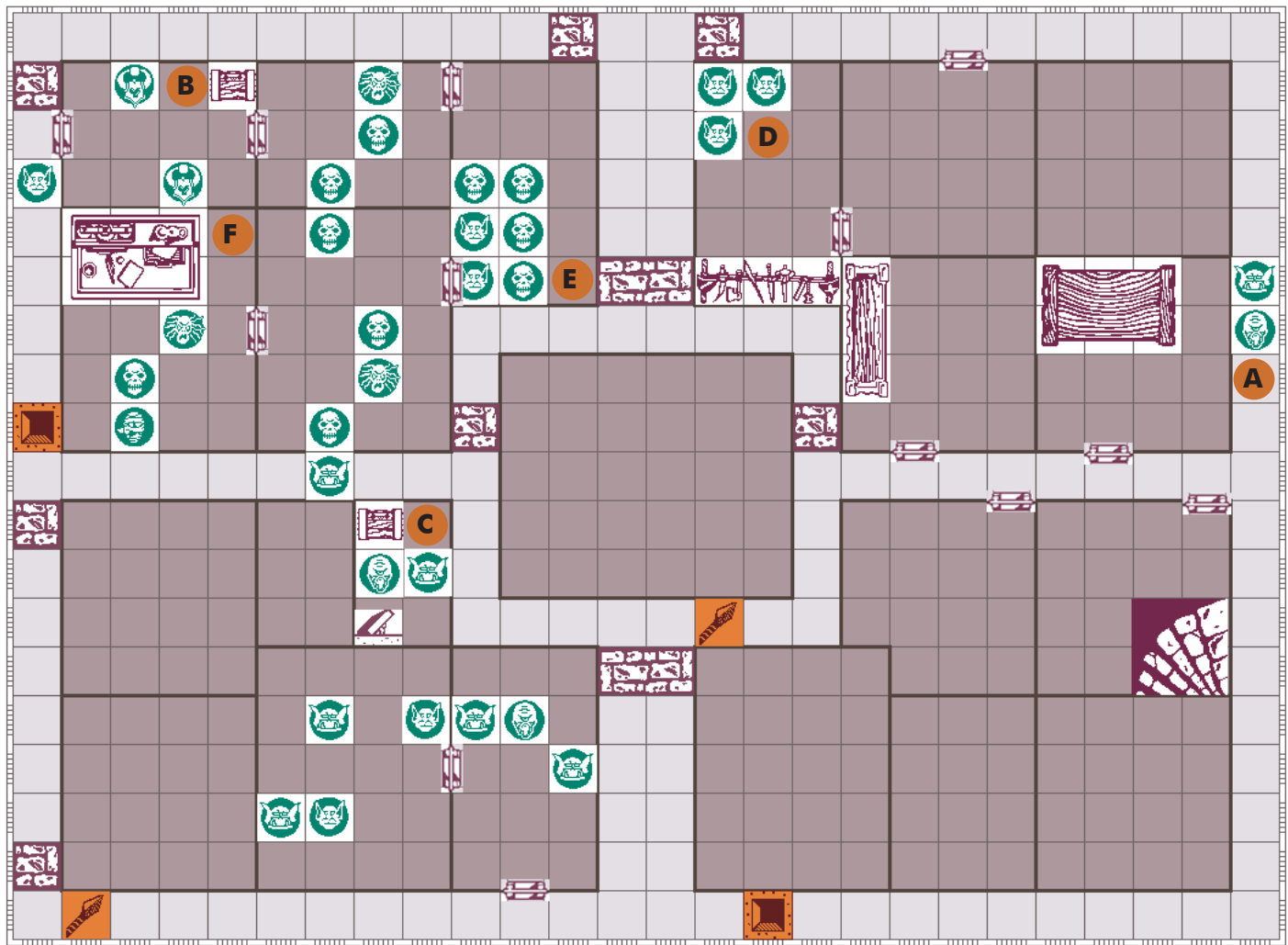
Quest three, "Melee in the Crypt." This final challenging quest is an intense, harrowing, multi-faceted combat scene in the large crypt room as the heroes fight to destroy the wicked Zombie Wizard. Magical apparitions that look identical to the Zombie Wizard make it difficult for the heroes to know which one the Zombie Wizard really is, offering an interesting strategy for Zargon. While the heroes fend off these invulnerable marauders, the Zombie Wizard is constantly spawning undead monsters to frustrate them - all this while the heroes protect Sardoz as he tries to undo the magic of the tomb (the source of the Zombie Wizard's power). And the final twist is that the exhausted Sardoz succumbs to the temptation of his chaos magic and attacks the heroes who have been defending him all along as the wounded Zombie Wizard attempts to make his escape, using the chaotic battle as his cover.

To be read aloud upon completing the final quest:

ZiggyZC-05

Conclusion

With the Zombie Wizard vanquished, his befuddled dominions have begun to disperse, and stability has returned to our boarder lands. Sardoz's fate, like his father's, is a regrettable one, but there can be no victory when one finds chaos magic. Once again you have proven your bravery in combat, and from this kingdom's gratitude I award you each a bounty of 200 gold coins and your names shall be called from the peaks of our mountains for three days hence honoring your achievements. But all of this can be settled later, for now we have an urgent problem at hand...



ZiggyZC-05

A New Threat

The once daunting orc army that has mercilessly pillaged the flatlands and marshes of Eastern Chimera has of late been absent. Scouts report that their numbers are diminished, and our wizards claim they feel a disturbance of the natural balance of magical energy in these parts. It has been decided that a new menace is proliferating and is the cause of the orcs' disappearance. Go to the Eastern caves and confirm our suspicions of this emerging threat by scouting the orcs' lair.

A: The monsters in this corridor are wounded from fighting undead. The Fimir has 1 body point left and the orc throws only 2 combat die to attack.

C: The first hero to search for treasure in this room will find 200 gold coins in the chest and the "Square Key."

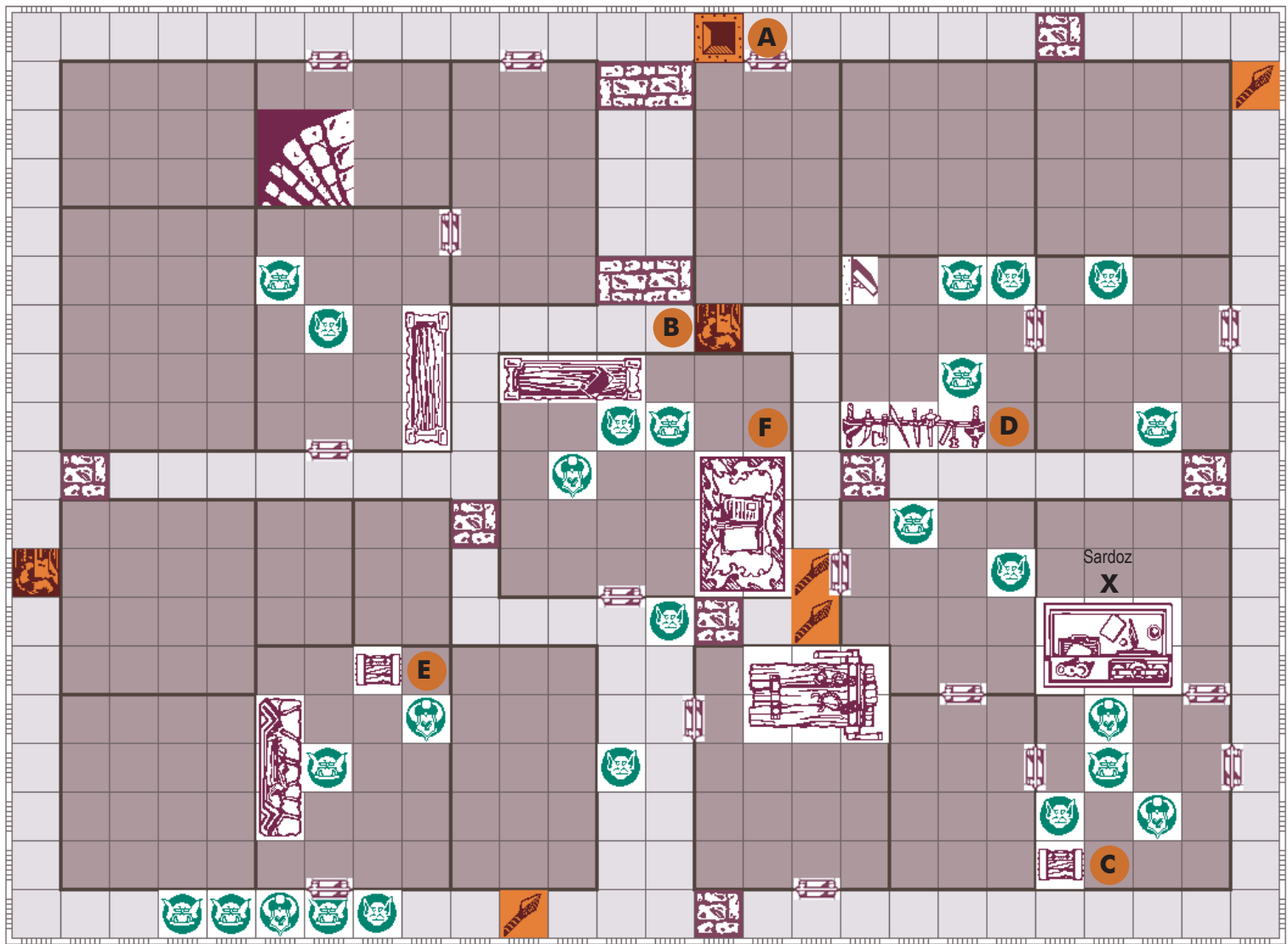
D: Tell the heroes that the goblins in this room are already dead. Place them on the board on their side. These goblins cannot move or attack.

F: The first hero to search this room will find goblin papers proving that an invading zombie wizard and his minions have driven the orcs from this territory, and a potion of healing that will restore up to the body points on the roll of one red die, but not beyond the hero's starting number of body points.

Wondering monster in this quest: Mummy

E: When the heroes enter this room tell them that the skeletons are attacking the goblins, and that the goblins are pleading for the heroes to help them. On Zargon's turn, move the goblins first and make them attack the skeletons. Then use two skeletons to attack the goblins and the other two to attack the heroes. If the heroes rescue the goblins, the goblins will tell the heroes that the proof of an invading zombie wizard lies in the next room. The remaining goblins will now be controlled on the hero's turn who killed the last skeleton, after he moves and/or attacks. If the heroes attack the goblins, treat them as normal goblins who will attack the heroes after the skeletons are defeated.

B: The doors to this room are locked, and can only be opened by the hero who has the "Square Key." The first hero to search for treasure in this room before searching for traps will set off a poison dart trap. The hero rolls 2 combat die and loses 1 body point for each skull rolled, and 2 body points for each dark shield rolled. In this chest is 500 gold coins and the Elixir of Life, whose use is explained on the matching artifact card.



ZiggyZC-05

An Unlikely Ally

Already we have seen skirmishes between orcs and the undead near our boarder lands and the Emperor seeks to end this conflict by destroying the Zombie Wizard before the war engulfs his kingdom as well. The Emperor's staff of sorcerers believes that their magic, and yours, will be insufficient to defeat this most powerful Zombie Wizard. Sardoz, the son of the Emperor's former personal wizard, Wardoz, acquired his fathers scriptures describing chaos magic and has succeeded where his father had failed in understanding the dark arts. Despite his dubious background we must enlist his help to defeat this new threat. However, Sardoz is currently being held hostage by a rouge band of chaos warriors whom he angered. You must free him, explain to him the Emperor's situation, and ensure his safe passage out of the clutches of the chaos warriors.

A: This door is locked and can only be opened by the hero who has the “Sapphire Key.”

B: This falling rock trap cannot be searched for or disarmed. This trap is not sprung by a hero moving onto the square. It is sprung when the heroes find Sardoz.

C: The first hero to search for treasure in this room will find 218 gold coins and the “Sapphire Key.”

D: The first hero to search this room for treasure will find a broadsword and a dagger as described by the armory.

F: The first hero to search for treasure in this room will find Wardoz’s spell books that Sardoz requested, and a potion of healing that will restore up to the number of body points equal to the roll of one red die. You may not, however, exceed your starting number of body points.

E: The first hero to search this room for treasure will find 236 gold coins and a potion of defense as described by the treasure card.

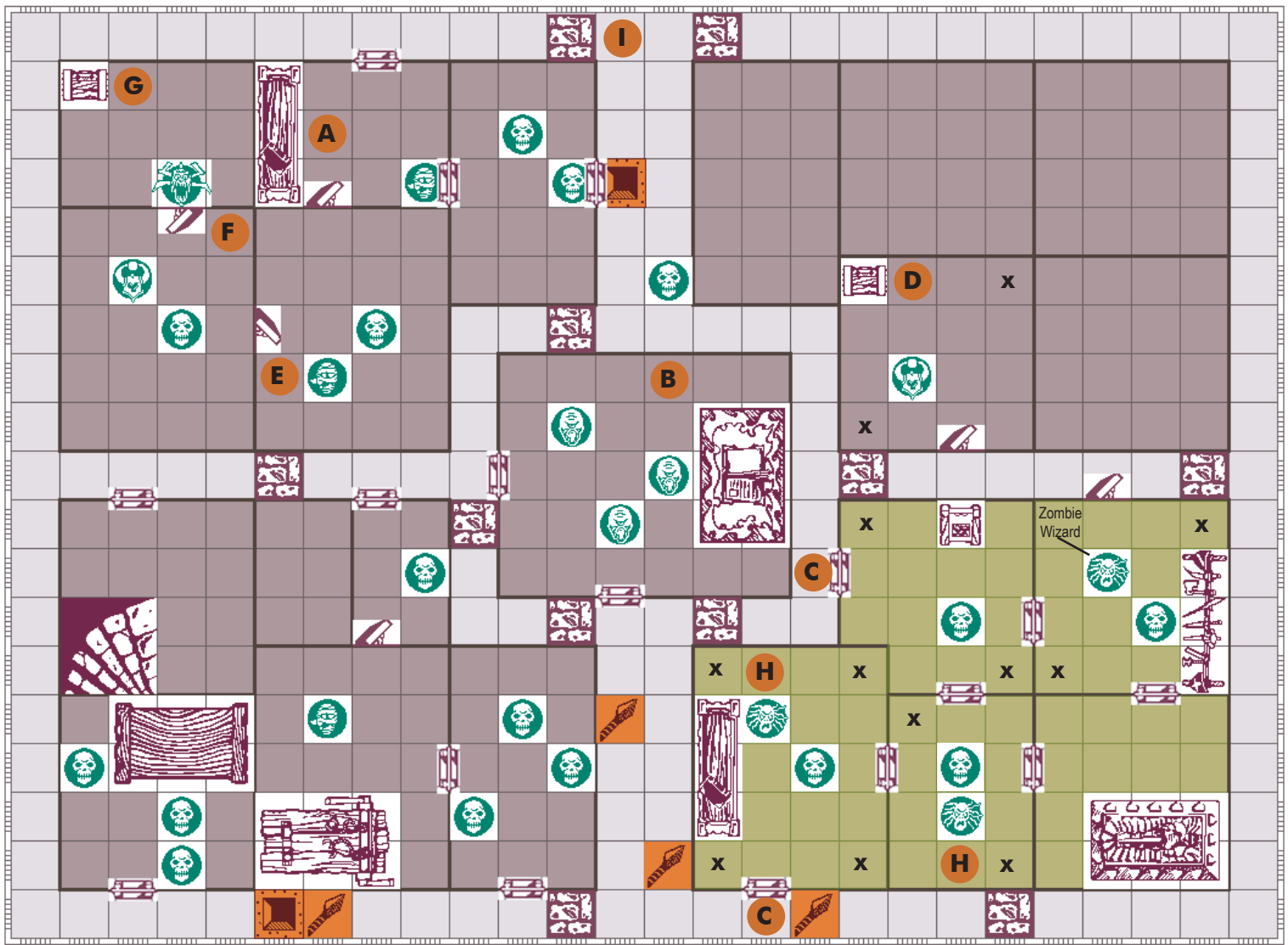
Finding Sardoz:

- Use the chaos warlock figure to represent Sardoz. Sardoz should be moved by the hero who opened the door to his cell. The hero takes his regular turn first, then rolls one red die to move the wizard. Sardoz must be moved back to the stairs alive for the quest to be completed successfully. Sardoz may not attack, but may roll 2 dice to defend. He has 2 body points left.

- Once the heroes open the door to the room containing Sardoz, the falling rock trap, **B**, is sprung.

- Have the heroes explain why they need Sardoz’s help. Sardoz will respond by saying that he is very willing to help the heroes as restitution for his rescue, but that he needs his father’s spell books which are in the central chamber to fight this powerful magic. The heroes must retrieve the spell books to complete the quest. If either Sardoz dies, or the books are not retrieved the heroes have failed, however, you may still move on to the final quest if you choose to. (It will be much more difficult without Sardoz.)

Wandering Monster in this Quest: Orc



ZiggyZC-05

Mélée in the Crypt

The hour is late and the kingdom is bracing for war. Troops have been deployed to the boarder lands to stave off the encroaching armies of the Zombie Wizard. You must destroy the Zombie Wizard himself to prevent him from spawning his minions, and you must do it now. With the help of Sardoz we have discovered that the source of the Zombie Wizard's power lies in an enchanted tomb. Sardoz has explained the procedure for disenchanting the tomb to your wizard, however, the chaos magic largely eludes him. Therefore, you must bring Sardoz with you into crypt where the tomb lies so that Sardoz himself can disenchant the tomb. You must protect him so that he may deeply accomplish his task. Do not enter the crypt until you are ready to fight the Zombie Wizard, for he is surely there, protecting the tomb. If you fail to disenchant the tomb then you may still defeat him with your determination and courage, but it will be a difficult and confusing battle if he can continue to draw magical energy from the tomb. Our desperation grows with each passing moment; prove your valor and destroy the vile creature.

Notes to Zargon (game master):

- If the heroes have died in the crypt room once already and you wish to play again, change the starting position of the Zombie Wizard.
- Also, if the heroes need help, tell them they should rush Sardoz into the tomb section and block both entrances with strong characters to minimize the number of creatures they must fight at once. Then trap Sardoz in the corner and kill him immediately with a spell after he disenchantes the tomb. They should also all pass through the moving book case trap if possible, as this is a much safer route to the crypt.
- If you are having trouble figuring out what is supposed to happen during the crypt battle, consult the ReadMe file for a synopsis and for the conclusion.

Dealing with Sardoz:

-If Sardoz was killed on the previous quest and/or his father’s spell books were not retrieved do not bring Sardoz on this quest at all. (You may wish to replay the last adventure or simply make up a new story as to why Sardoz is still alive and able to help the heroes.)
-Use the chaos warlock figure to represent Sardoz. Sardoz should be moved by the hero who opened the door to his cell in the previous quest. The hero takes his regular turn first, then controls Sardoz’s turn. When Sardoz is adjacent to the tomb he may attempt to disenchant it. He does this by rolling two red die, and if a 6 appears on either dice the tomb is disenchanted. This counts as Sardoz’s action for that turn. Sardoz may attack and defend himself. with the following stats:

Movement	Attack	Defend	Body	Mind
6	1	2	4	9

- A:** This is a special book case. Once the door to the room is opened, on the beginning of each of Zargon’s turns it will slide one space to the right, until it finally stops at the wall, blocking the door that leads to the next room. Any hero or monster in the way of the book case is moved one space to the right as the book case moves. Any hero or monster that is trapped between the book case and wall is crushed and killed. The book case cannot be braced or otherwise moved. Once it is against the wall this passage will be blocked forever. (So, hopefully at least some of the heroes can make it through the door.)
- B:** These fimirs are all zombie fimirs. Their stats are the same as normal fimirs with the exception that their movement is reduced to 2.
- C:** Tell the heroes that these doors lead to the crypt, which is the area shaded in green. When either of these doors are opened, open all of the doors and place all furniture and monsters in the crypt. If you wish, you may use special doors (such as the wood or iron doors) to represent the crypt doors.
- D:** The first hero to search this room for treasure will find 212 gold coins, a potion of defense (outlined in by the treasure card) and the “Auburn Key.”
- E:** This secret door can be searched for and found as normal but can only be opened by the hero with the “Square Key,” found on a previous quest.
- F:** This secret door can be searched for and found as normal but can only be opened by the hero with the “Sapphire Key,” found on a previous quest.
- G:** This chest can only be opened by the “Auburn Key.” This chest should contain enormous wealth if the heroes actually find it. The contents should be suitable to the heroes, something to tie previous campaigns together, an item important for their next campaign, or an immensely powerful artifact. If nothing seems appropriate then use the following: 1400 gold coins, a tool kit, the Talisman of Lore (see artifact card), 2 magical throwing daggers, and 2 potions of healing which will restore up to 4 lost body points.
- H:** These are the Zombie Wizards magical conjured bodyguards. They are his first line of defense, appear identical to the Zombie Wizard himself, and have the same stats as the Zombie Wizard although they never suffer damage. Read ‘Fighting the Zombie Wizard’ for more detail.
- I:** This block tile is to be removed from the game board only if the tomb is disenchanted. Otherwise it is a normal block tile.

Fighting the Zombie Wizard:

- The green shaded region on the map is the crypt. Treat the entire crypt as one large room. When the battle is over, if the heroes search for treasure in the crypt they should draw 2 treasure cards because the crypt is so large.
- Use the standard zombie figures for the 2 zombies marked **H** and for the Zombie Wizard. When the heroes open the door to the crypt tell them that each one of these zombies appears to be the Zombie Wizard, and look identical. The zombies marked **H** attack and defend with the same stats as the Zombie Wizard, however, they suffer no damage from anything, but *do not tell this to the heroes*. When the heroes attack either the invincible zombies, marked **H**, or the Zombie Wizard tell them that you are recording the damage on paper behind your screen instead of using skull tiles. This will prevent the heroes from discovering which zombie is the Zombie Wizard. Be sure to keep track of the real Zombie Wizard. The Zombie Wizard suffers damage as normal and has the following stats, plus powerful conjuring magic:

Movement	Attack	Defend	Body	Mind
6	2	4	5	0

- Conjuring Magic: At the start of Zargon’s turn roll 1 red dice for the Zombie Wizard to determine what he conjures this round. Place the newly conjured monster on any unoccupied square marked with an “x”. The new monster can attack and move the turn they appear. See the following table for conjured monsters:
(1) - 1 skeleton (2, 3, 4) - 2 skeletons (5) - 1 zombie fimir, see **B** (6) - 1 mummy
- If the tomb is disenchanted or the battle is going poorly for the Zombie Wizard, he should attempt to escape through the secret doors, which he can open at will, into the room marked **D**.
- If the Zombie Wizard is destroyed without disenchanting the crypt, the zombies marked **H** vanish instantly, and the Zombie Wizard can no longer conjure monsters.

Disenchanting the Tomb:

- Sardoz disenchants the tomb by rolling a 6 on either of the 2 red die, which counts as his action for the turn. See “Dealing with Sardoz.”
If Sardoz successfully disenchants the tomb the following will occur:
- The zombies marked **H** will vanish instantly.
 - The Zombie Wizard may no longer conjure monsters at the start of Zargon’s turn.
 - The block tile marked **I** should be removed from the game board at this time.
 - Sardoz becomes evil and turns on the heroes. Tell the heroes that as Sardoz was struggling against the magic of the Zombie Wizard that he was consumed by his chaos magic. At this point Sardoz joins the Zombie Wizard and fights on Zargon’s turn. (Sardoz now defends with dark shields.) Sardoz may now cast the following chaos spells once each: Ball of Flame, Tempest, Summon Orcs.
- NOTE: The Wizard hero may also attempt to disenchant the tomb, however, he rolls only one dice. If he rolls a 6 he may then, immediately, roll again. If he rolls an even number on the second roll he successfully disenchants the tomb. If he fails on either roll he must start the process over again on his next turn if he makes another attempt.
- QUEST NOTE: The quest is over when the Zombie Wizard is dead and the heroes escape to the stairway tile.